

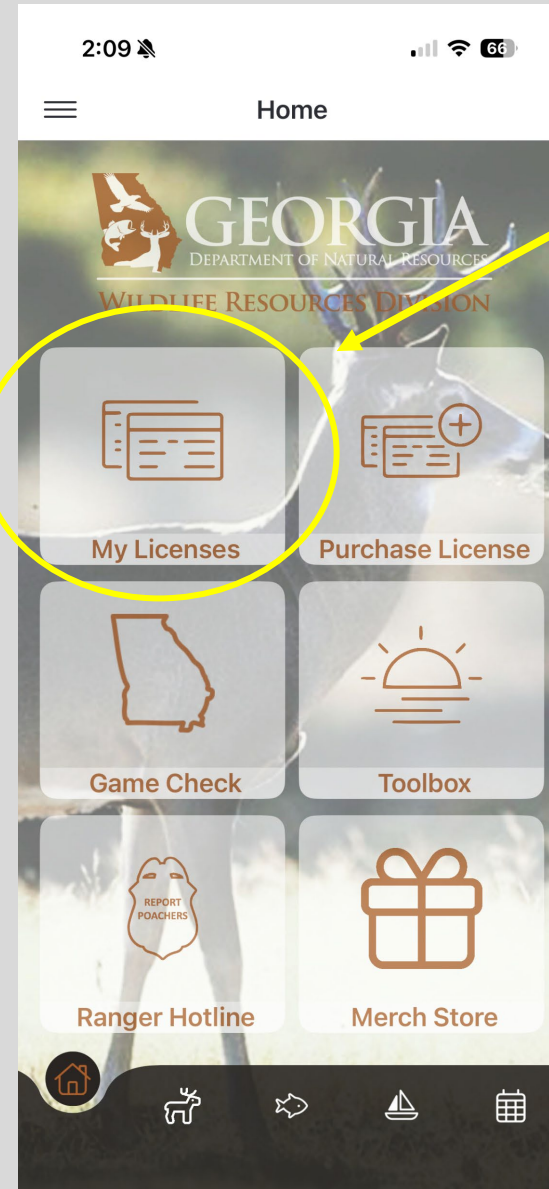
Smartphone Instructions

Step 1.

1.) Download GoOutdoorsGA application

2.) Login with your credentials

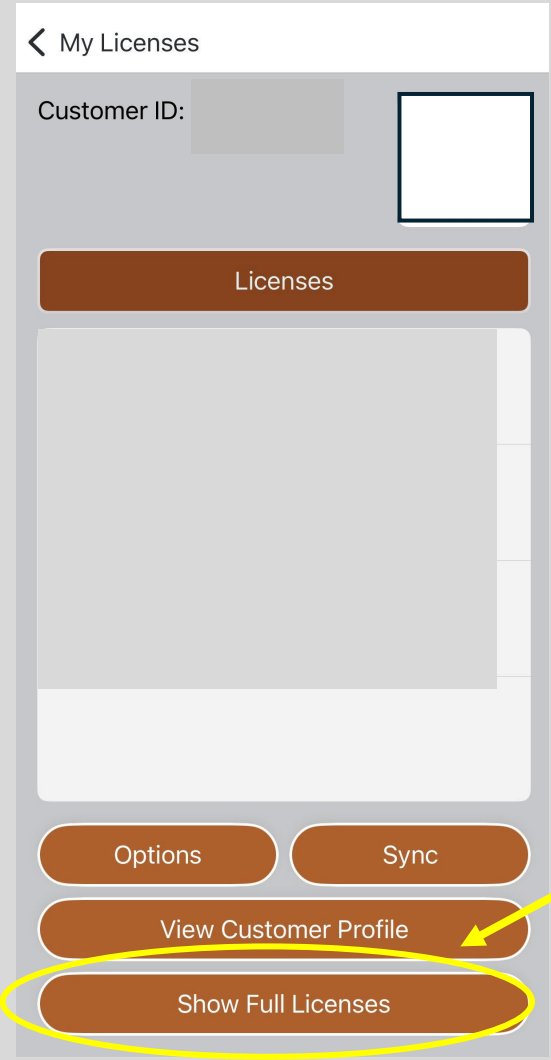
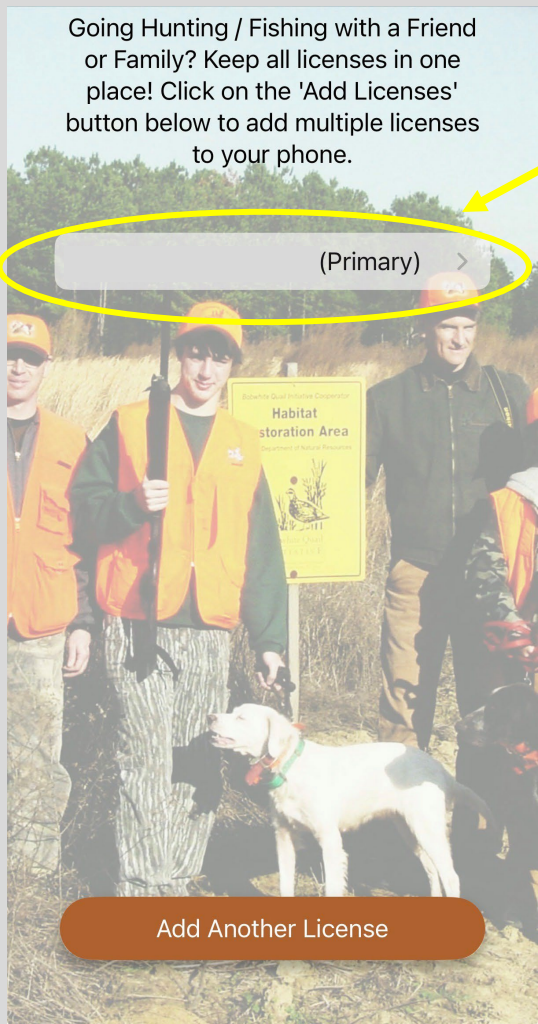
3.) Click on My Licenses



Smartphone Instructions (cont.)

Step 2.

Click on your name



Step 3.

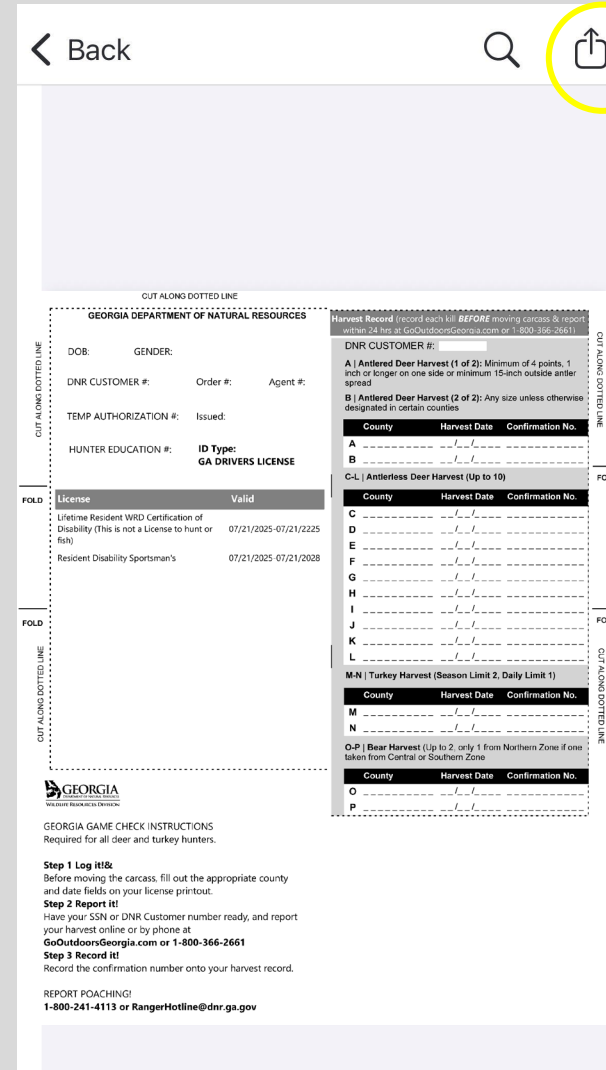
Click 'Show Full Licenses'

Smartphone Instructions (cont.)

Step 4.

Export your license and attach to email.

usarmy.stewart.id-readiness.mbx.fs-haaf-isportsman-inquiries@army.mil



PC Instructions

Step 1. Login at:

<https://license.gooutdoorsgeorgia.com/>

The screenshot shows the homepage of the Go Outdoors Georgia website. The navigation bar at the top includes links for 'Locate an Agent', 'Access My Account', 'Events / Classes', 'WMA Sign-In', 'Shop GADNR', and 'Online Reservations'. The main content area is split into two columns. The left column, titled 'Welcome to Go Outdoors Georgia', contains a 'Login to:' section with three options: 'Purchase and view / print your licenses & permits', 'Submit harvest reports and game check activity', and 'View and Manage Your Customer Account'. A 'Login' button and a 'Help Logging In' link are positioned below these options. A yellow circle highlights the 'Login' button and the 'View and Manage Your Customer Account' link. The right column, titled 'Locating Customer Account', explains that users who have used other online systems may already have an account and provides instructions on how to locate it using three forms of identification. Below this is a section titled 'Third Form of Identification' which lists three options: 'GADNR Customer ID', 'Last Four of SSN', and 'Other Document Type'. A yellow arrow points from the 'Locating Customer Account' section to the 'Login' button in the left column.



PC Instructions (cont.)

Step 2. Click on 'Print Licenses'

The screenshot shows the top navigation bar of the Georgia Department of Natural Resources website. The navigation bar includes the logo for the Georgia Department of Natural Resources, followed by links for Home, License Catalog, Manage Vessels, Locate an Agent, Events / Classes, WMA Sign-In, Shop GADNR, and Online Reservations. A shopping cart icon shows a total of \$0.00. Below the navigation bar is a row of five tiles: Purchase Licenses (with a deer image), Boat Registration Management (with a boat image), Online Reservations (with a lake image), Harvest Reporting (with a person using a phone), and Quota Hunts (with a turkey image). Below these tiles is a horizontal menu with buttons for Update Profile, Auto Renew, Print Licenses (circled in yellow), Documents, License History, My Certifications, and Customer Applications. A yellow arrow points from the Online Reservations tile to the Print Licenses button. Below the menu is a large gray placeholder area, and at the bottom is a dark brown bar labeled Annual Packages.

©2026 Go Outdoors Georgia LLC

Georgia Department of Natural Resources. All Rights Reserved. [Privacy Policy](#)

[Cookie Preferences](#)





PC Instructions (cont.)


Step 3. View/Print Now

Reprint Your License!


Select from an option below to reprint your current license(s).


Your Email Address: 

 Email

 View / Print Now

Pop Up Blocker Must Be Disabled

 Upgrade



UPGRADE YOUR LICENSE TO A DURABLE CARD

Choose from four card design options.

Please allow 10 business days for delivery. All durable card purchases are nonrefundable.

Step 4. Save license for email to **usarmy.stewart.id-readiness.mbx.fs-haaf-isportsman-inquiries@army.mil**

CUT ALONG DOTTED LINE

GEORGIA DEPARTMENT OF NATURAL RESOURCES

DOB: GENDER: DNR CUSTOMER #: Order #: Agent #:

TEMP AUTHORIZATION #: Issued: HUNTER EDUCATION #: ID Type: **GA DRIVERS LICENSE**

License	Valid
Lifetime Resident WRD Certification of Disability (This is not a License to hunt or fish)	07/21/2025-07/21/2225
Resident Disability Sportsman's	07/21/2025-07/21/2028

Harvest Record (record each kill *BEFORE* moving carcass & report within 24 hrs at GoOutdoorsGeorgia.com or 1-800-366-2661)

DNR CUSTOMER #: _____

A | Antlered Deer Harvest (1 of 2): Minimum of 4 points, 1 inch or longer on one side or minimum 15-inch outside antler spread

B | Antlered Deer Harvest (2 of 2): Any size unless otherwise designated in certain counties

County	Harvest Date	Confirmation No.
A	/ /	/ /
B	/ /	/ /

C-L | Antlerless Deer Harvest (Up to 10)

County	Harvest Date	Confirmation No.
C	/ /	/ /
D	/ /	/ /
E	/ /	/ /
F	/ /	/ /
G	/ /	/ /
H	/ /	/ /
I	/ /	/ /
J	/ /	/ /
K	/ /	/ /
L	/ /	/ /

M-N | Turkey Harvest (Season Limit 2, Daily Limit 1)

County	Harvest Date	Confirmation No.
M	/ /	/ /
N	/ /	/ /

O-P | Bear Harvest (Up to 2, only 1 from Northern Zone if one taken from Central or Southern Zone)

County	Harvest Date	Confirmation No.
O	/ /	/ /
P	/ /	/ /

GEORGIA WILDLIFE RESOURCES DIVISION

GEORGIA GAME CHECK INSTRUCTIONS
Required for all deer and turkey hunters.

Step 1 Log it!
Before moving the carcass, fill out the appropriate county and date fields on your license printout.

Step 2 Report it!
Have your SSN or DNR Customer number ready, and report your harvest online or by phone at GoOutdoorsGeorgia.com or 1-800-366-2661

Step 3 Record it!
Record the confirmation number onto your harvest record.

REPORT POACHING!
1-800-241-4113 or RangerHotline@dnr.ga.gov